

Scaled data based on original data using
LM-79-08 Approved Method: Electrical and Photometric Measurements of Solid-
State Lighting Products

Test Report Prepared for
Cooper Lighting Solutions
(formerly Eaton)

Brand: McGRAW-EDISON

Report Number: P200115

Luminaire Tested: **GWC-AF-01-LED-E1-SL2-600**

Issue Date: 3/3/2020

Test Information

Test Method: LM-79-08
Report Number: P200115
TEST IS SCALED FROM IESNA LM-79-08 TEST DATA (P24286)
Test Lab: INNOVATION CENTER P2
Issue Date: 3/3/2020
Manufacturer: COOPER LIGHTING SOLUTIONS (FORMERLY EATON)
Product Line: MCGRAW-EDISON
Catalog Number: GWC-AF-01-LED-E1-SL2-600
Description: GALLEON WALL LUMINAIRE
(1) 70 CRI, 4000K, 615mA LIGHTSQUARE WITH 16 LEDS EACH AND TYPE II SPILL
LIGHT ELIMINATOR OPTICS
Light Source: -
Ballast/Driver: ELECTRONIC DRIVER

Summary

Lumens per Lamp: N/A
Luminaire Lumens: 4196.1 lumens
Efficiency: N/A
Efficacy: 123.4 lumens/watt
Luminous Opening: Rectangular (W 0.5' x L: 0.5' x H: 0')
IES Classification: Type II - Short - Semi-Cutoff
BUG Rating: B1 - U0 - G1

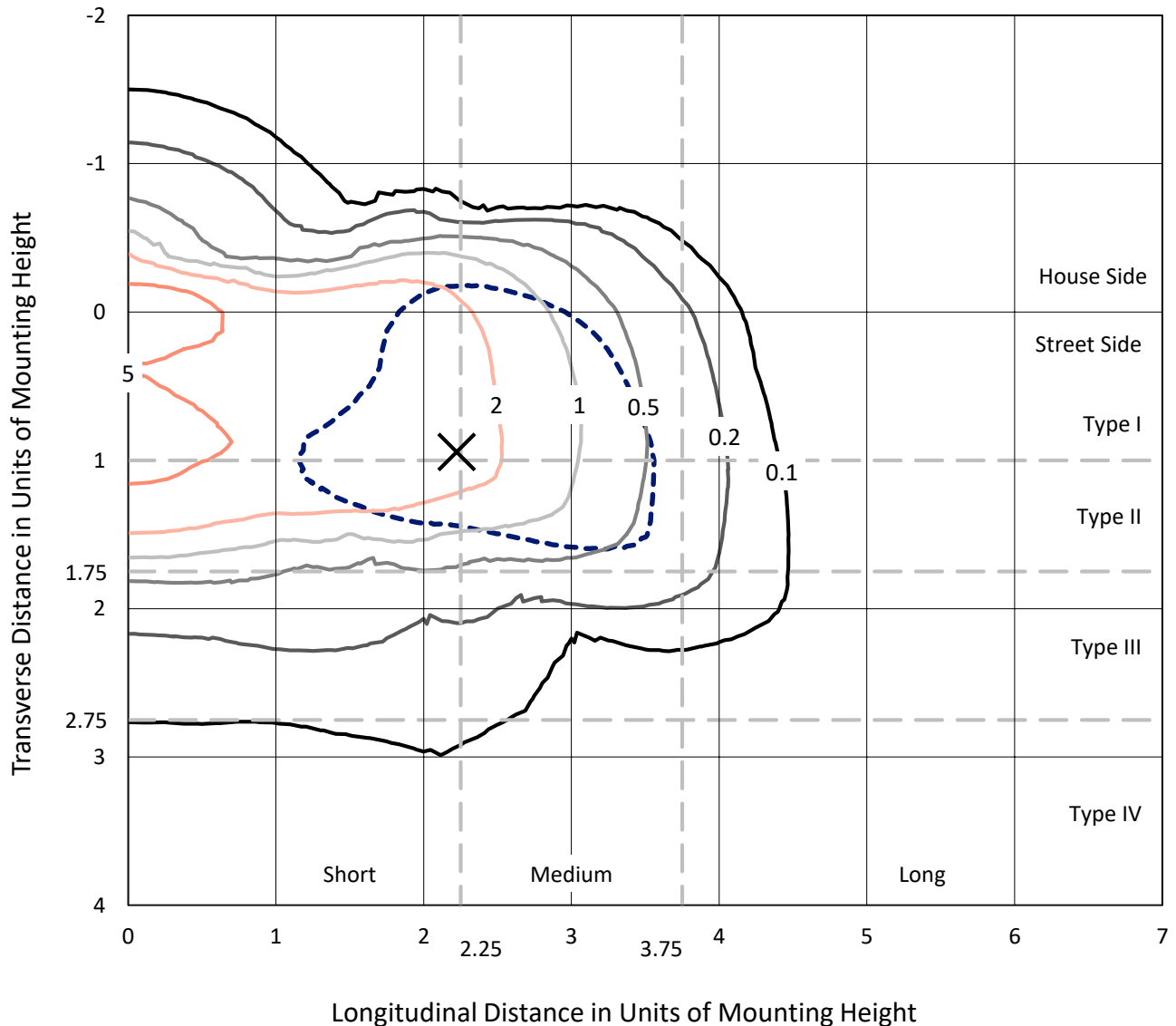
Input Watts (W): 34
Input Voltage (V): NR
Input Current (Ain): NR
Voltage Rise (V): NR
Power Factor: NR
Total Harmonic Distortion (THDi): NR
Frequency (hertz): 60
Stabilization Time: NR
Operation Time: NR
Ambient Temperature (°C): NR
Test Distance: 25 FT



REPORT NUMBER: P200115
 CATALOG NUMBER: GWC-AF-01-LED-E1-SL2-600

Iso-Footcandle Lines of Horizontal Illumination

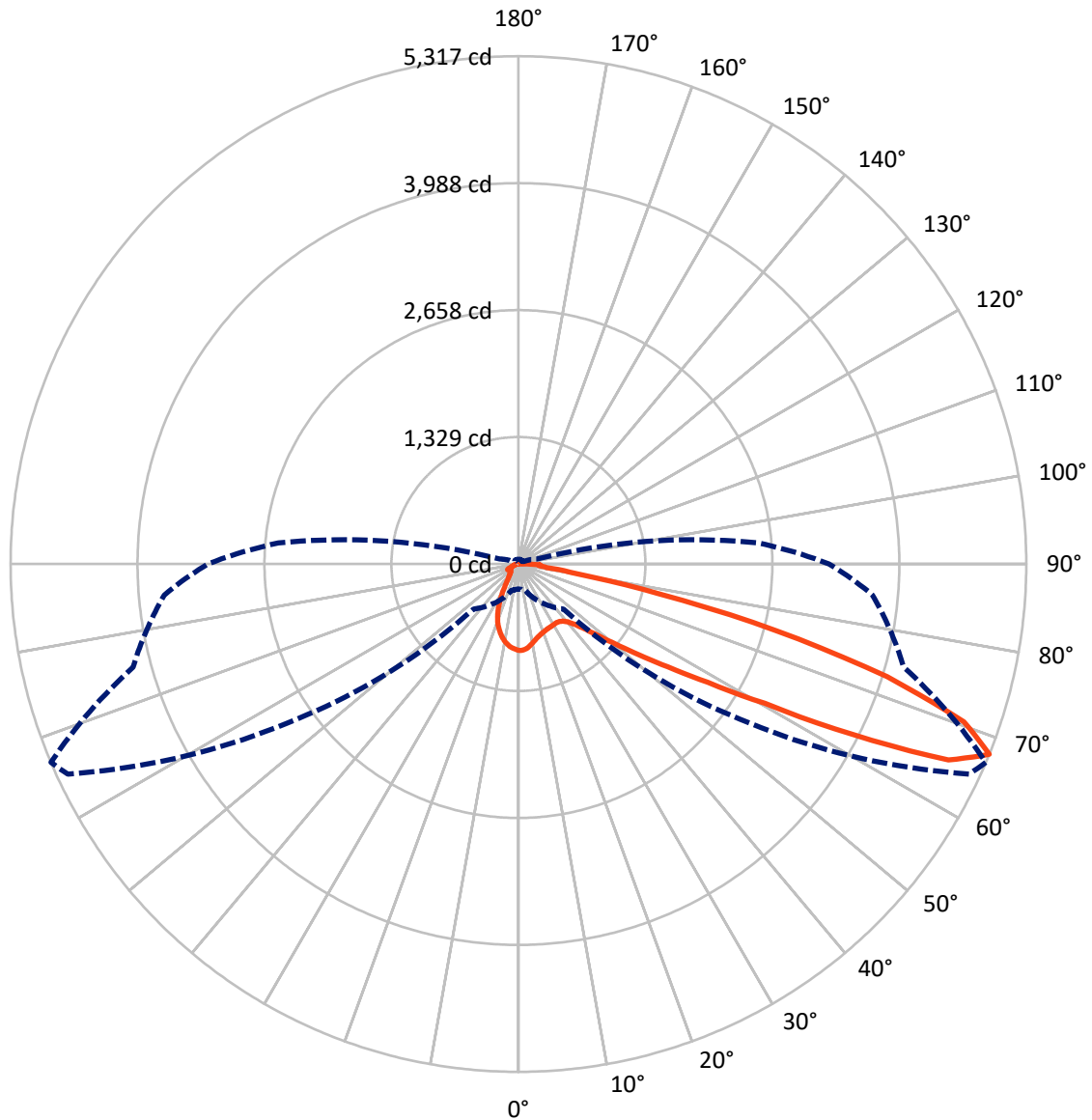
× Max cd
 - - - 1/2 Max cd



Based on 10 foot mounting height. Maximum calculated value = 9.1 fc
 Type II - Short - Semi-Cutoff

REPORT NUMBER: P200115
CATALOG NUMBER: GWC-AF-01-LED-E1-SL2-600

Luminous Intensity Polar Plot



— Vertical Plane Through 67-Deg Lateral - - - Horizontal Cone Through 67.5-Deg Vertical

REPORT NUMBER: P200115

CATALOG NUMBER: GWC-AF-01-LED-E1-SL2-600

FLUX DISTRIBUTION:

		Downward	Upward	Total
House Side	Lumens	695.3	0.0	695.3
	% Fixture	16.6	0.0	16.6
Street Side	Lumens	3500.9	0.0	3500.9
	% Fixture	83.4	0.0	83.4
Total	Lumens	4196.1	0.0	4196.1
	% Fixture	100.0	0.0	100.0

ZONAL LUMENS:

Zone	Lumens	% Fixture
0°-10°	77.2	1.8
10°-20°	178.7	4.3
20°-30°	242.2	5.8
30°-40°	344.3	8.2
40°-50°	576.0	13.7
50°-60°	911.3	21.7
60°-70°	1160.9	27.7
70°-80°	608.1	14.5
80°-90°	97.5	2.3
90°-100°	0.0	0.0
100°-110°	0.0	0.0
110°-120°	0.0	0.0
120°-130°	0.0	0.0
130°-140°	0.0	0.0
140°-150°	0.0	0.0
150°-160°	0.0	0.0
160°-170°	0.0	0.0
170°-180°	0.0	0.0
0°-90°	4196.1	100.0
0°-180°	4196.1	100.0

Coefficient of Utilization



REPORT NUMBER: P200115

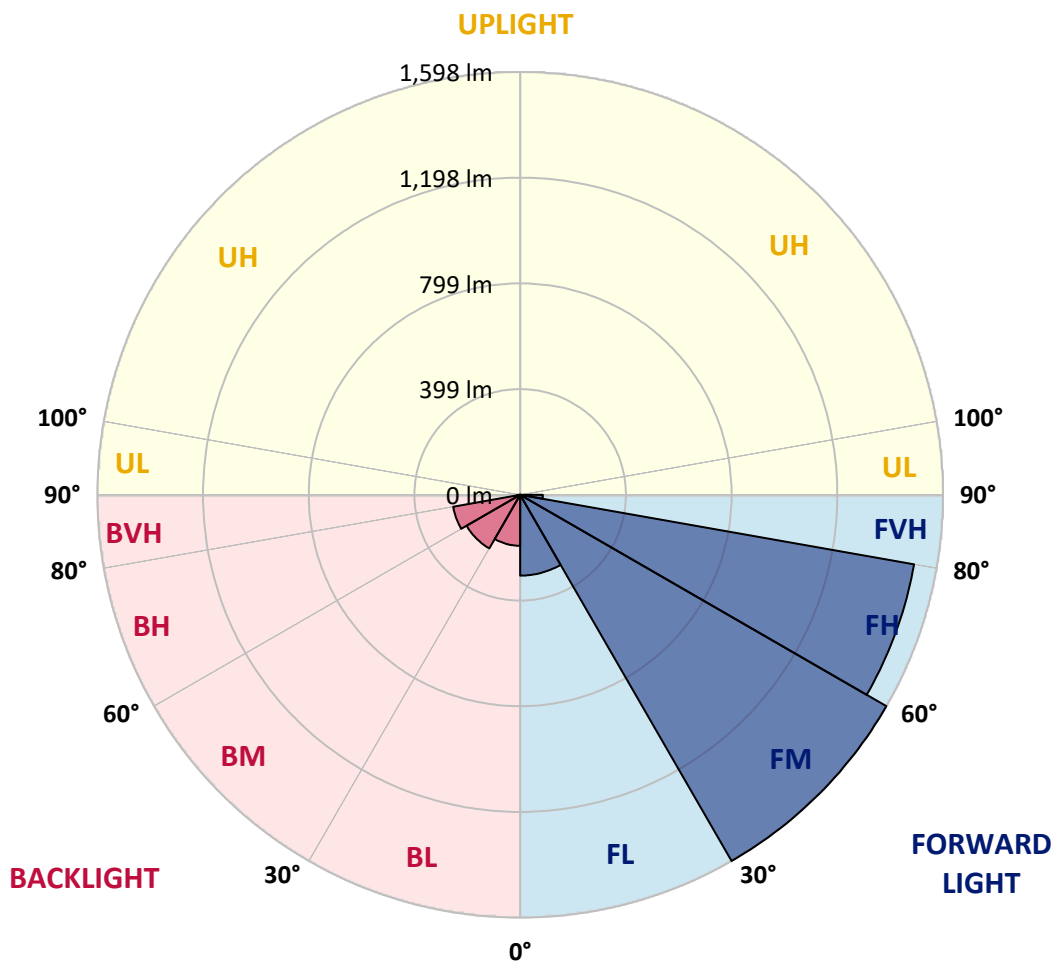
CATALOG NUMBER: GWC-AF-01-LED-E1-SL2-600

LUMINAIRE CLASSIFICATION SYSTEM LUMEN TABLE AND BUG RATING:

Zone		Lumens	% Fixture	Zone Rating/Lumen Limit		
				B	U	G
FL	(0°-30°)	305.4	7.3			
FM	(30°-60°)	1598.0	38.1			
FH	(60°-80°)	1511.8	36.0			G1/1800
FVH	(80°-90°)	85.8	2.0			G1/100
BL	(0°-30°)	192.7	4.6	B1/500		
BM	(30°-60°)	233.6	5.6	B1/1000		
BH	(60°-80°)	257.2	6.1	B1/500		G1/500
BVH	(80°-90°)	11.8	0.3			G1/100
UL	(90°-100°)	0.0	0.0		U0/0	
UH	(100°-180°)	0.0	0.0		U0/0	

BUG Rating: B1-U0-G1

Type II Short





REPORT NUMBER: P200115

CATALOG NUMBER: GWC-AF-01-LED-E1-SL2-600

CANDELA DISTRIBUTION (FULL):

	0°	5°	15°	25°	35°	45°	55°	65°	67°	75°	85°
0°	905.1	905.1	905.1	905.1	905.1	905.1	905.1	905.1	905.1	905.1	905.1
2.5°	867.9	869.3	873.8	876.8	889.8	895.4	899.3	903.3	903.9	905.7	903.9
5°	776.8	779.9	788.4	797.9	823.2	843.0	863.9	885.7	889.6	903.7	907.6
7.5°	706.2	705.4	712.5	723.8	749.7	777.2	813.9	857.1	865.6	897.2	912.6
10°	654.7	654.1	661.5	673.3	698.0	724.0	765.4	824.6	836.6	887.1	917.3
12.5°	616.6	616.8	624.3	637.3	662.4	688.7	730.7	793.2	808.4	875.3	922.3
15°	591.4	593.0	599.0	613.0	637.3	663.6	704.8	769.6	786.8	866.0	927.8
17.5°	582.9	585.6	587.7	597.8	618.7	645.0	685.4	752.2	770.4	859.6	932.8
20°	590.8	593.9	589.9	593.5	606.7	629.9	670.0	738.6	757.2	852.3	933.4
22.5°	624.5	627.4	615.8	605.7	604.9	618.9	657.5	727.7	747.0	846.9	933.6
25°	683.8	685.8	666.4	642.7	619.7	615.0	648.6	720.4	740.8	842.2	929.8
27.5°	756.8	758.2	735.8	701.0	654.9	624.3	645.4	716.0	737.2	838.1	923.1
30°	845.3	852.1	822.1	778.3	711.0	651.8	651.6	713.7	733.4	831.0	910.0
32.5°	935.9	938.9	918.1	873.6	786.5	700.2	669.0	715.3	732.3	822.6	893.5
35°	1027.8	1031.5	1018.0	982.2	889.8	771.2	703.0	725.1	738.8	819.6	881.9
37.5°	1146.8	1151.7	1133.1	1091.8	1015.4	867.5	759.4	749.5	758.4	827.9	878.4
40°	1334.8	1332.6	1278.2	1216.5	1152.8	990.5	840.1	790.8	796.1	854.6	889.1
42.5°	1553.9	1548.2	1454.5	1357.7	1303.9	1139.6	946.9	862.7	861.6	907.2	927.0
45°	1728.5	1723.9	1639.5	1520.1	1477.0	1309.3	1084.9	969.7	962.0	990.5	997.0
47.5°	1823.0	1823.2	1774.6	1677.1	1676.1	1524.8	1262.2	1124.4	1111.2	1124.6	1117.8
50°	1790.0	1794.3	1789.0	1758.0	1857.8	1807.6	1493.8	1340.3	1313.6	1326.8	1300.6
52.5°	1629.8	1635.4	1666.0	1713.5	1934.2	2149.1	1833.9	1608.5	1577.4	1572.7	1543.4
55°	1345.9	1352.6	1415.2	1544.5	1870.6	2378.7	2370.8	1950.3	1900.8	1855.9	1843.6
57.5°	927.6	939.1	1039.6	1231.6	1665.2	2447.9	3009.9	2437.6	2337.0	2180.2	2183.1
60°	522.9	536.1	654.7	829.2	1250.5	2372.6	3496.2	3175.8	2963.4	2559.9	2581.4
62.5°	332.6	346.8	436.8	576.1	750.3	1967.0	3695.5	4201.9	3932.2	3027.9	3049.1
65°	269.2	275.4	317.8	475.5	544.8	1185.1	3544.2	5047.1	4946.6	3622.1	3523.6
67.5°	262.8	264.8	286.8	399.2	522.5	666.1	2827.0	5205.3	5316.8	4176.8	3721.2
70°	259.7	266.9	323.3	380.9	500.3	561.8	1698.9	4772.0	4948.0	4321.9	3458.2
72.5°	126.0	125.6	162.6	344.5	563.6	582.7	872.8	3861.0	4037.8	3744.3	2841.8
75°	101.6	92.9	88.8	126.2	542.0	601.7	556.2	2656.7	2784.6	2510.4	1746.9
77.5°	96.5	86.1	78.9	79.1	229.0	638.1	471.2	1470.4	1507.6	1133.9	478.6
80°	79.9	70.4	65.2	73.4	110.9	607.7	509.4	665.4	610.6	278.5	159.4
82.5°	55.4	50.5	49.0	61.7	88.8	433.1	592.4	357.5	299.8	139.4	98.3
85°	35.4	30.2	33.6	44.9	69.2	199.9	610.2	278.8	221.6	88.6	55.4
87.5°	16.4	13.2	16.6	24.9	45.1	68.9	580.6	313.1	228.2	46.7	35.0
90°	0.0	0.0	0.0	0.0	0.0	0.0	0.0	0.0	0.0	0.0	0.0



REPORT NUMBER: P200115

CATALOG NUMBER: GWC-AF-01-LED-E1-SL2-600

CANDELA DISTRIBUTION (continued):

	90°	95°	105°	115°	125°	135°	145°	155°	165°	175°	180°
0°	905.1	905.1	905.1	905.1	905.1	905.1	905.1	905.1	905.1	905.1	905.1
2.5°	905.5	901.6	898.5	892.7	886.3	880.0	874.5	867.5	865.4	863.5	866.4
5°	908.4	904.5	893.1	875.3	855.6	837.2	818.8	803.1	793.4	788.0	791.0
7.5°	912.8	907.2	883.6	850.9	815.5	783.2	749.9	723.2	703.6	694.3	696.9
10°	916.7	905.9	867.5	818.4	766.7	718.6	666.1	622.7	590.3	573.4	577.6
12.5°	918.3	901.1	844.9	777.9	706.9	636.5	559.1	494.2	447.7	430.9	427.3
15°	920.0	895.8	820.1	731.7	634.6	535.1	426.7	348.9	310.4	301.9	300.0
17.5°	920.5	886.5	791.9	681.6	550.0	414.5	291.7	242.3	242.5	256.1	257.8
20°	916.1	872.6	757.8	619.3	448.7	286.6	200.3	191.8	223.1	257.2	261.4
22.5°	906.1	854.2	719.0	546.7	332.6	188.7	155.0	164.3	204.7	246.4	251.2
25°	893.5	831.9	673.3	462.5	220.1	134.9	129.9	141.4	168.7	196.6	199.3
27.5°	876.4	805.4	622.1	366.0	143.0	111.1	114.5	122.0	133.3	145.7	146.9
30°	854.2	773.7	567.2	266.9	108.0	99.9	104.8	108.8	113.6	120.6	121.2
32.5°	828.7	743.3	510.9	184.3	95.9	94.1	97.9	99.9	103.6	108.0	108.4
35°	807.4	714.3	452.6	130.3	90.6	89.8	92.3	93.1	96.7	101.4	101.8
37.5°	795.2	690.7	392.3	105.2	87.2	85.8	87.4	87.4	92.3	99.3	100.4
40°	796.1	677.7	332.2	94.9	84.2	82.6	82.8	82.8	89.2	96.9	97.5
42.5°	818.6	681.0	278.8	91.0	81.9	80.1	79.1	79.7	85.0	90.0	90.4
45°	871.6	704.4	228.6	88.6	79.7	79.1	76.7	76.5	78.7	80.9	80.9
47.5°	958.5	750.5	194.7	87.0	77.8	77.6	74.9	72.2	72.0	72.8	72.8
50°	1099.8	830.0	172.0	85.0	76.5	74.9	71.8	67.6	66.2	66.8	66.8
52.5°	1311.7	971.7	163.3	82.6	73.9	71.2	67.6	63.5	62.3	62.5	62.5
55°	1589.6	1189.4	162.0	79.7	71.0	66.6	63.7	60.7	59.2	59.6	59.6
57.5°	1929.2	1490.5	184.1	75.1	67.0	62.1	60.5	58.3	57.3	57.9	57.7
60°	2342.0	1884.5	273.1	70.4	63.1	57.9	57.9	56.3	55.4	56.1	55.9
62.5°	2817.5	2337.0	384.0	66.8	59.0	54.6	55.4	54.6	53.8	54.2	54.0
65°	3239.3	2632.0	359.7	64.1	54.8	51.6	53.0	52.6	52.0	52.4	52.2
67.5°	3251.4	2522.6	201.9	61.3	50.9	48.4	50.5	50.3	49.9	50.3	50.1
70°	2901.7	2130.1	113.9	55.9	46.7	44.7	47.6	47.4	47.0	47.8	47.6
72.5°	2324.9	1545.8	83.2	49.2	42.7	40.7	44.1	43.9	43.9	45.1	44.5
75°	1337.8	795.4	66.4	42.2	38.3	36.8	39.7	39.9	40.3	42.0	40.7
77.5°	381.4	247.9	54.2	35.8	32.9	32.3	35.2	35.6	35.8	37.6	36.0
80°	141.8	114.3	44.7	30.0	26.9	27.1	29.8	30.4	30.6	32.5	30.4
82.5°	90.4	75.3	36.2	23.2	21.1	20.9	24.2	25.1	25.1	25.3	24.0
85°	52.8	45.1	27.3	16.8	14.9	14.3	18.0	19.4	18.8	18.4	17.6
87.5°	35.4	31.0	16.8	9.3	8.1	7.7	10.5	11.6	11.2	10.5	9.9
90°	0.0	0.0	0.0	0.0	0.0	0.0	0.0	0.0	0.0	0.0	0.0

(END OF REPORT)